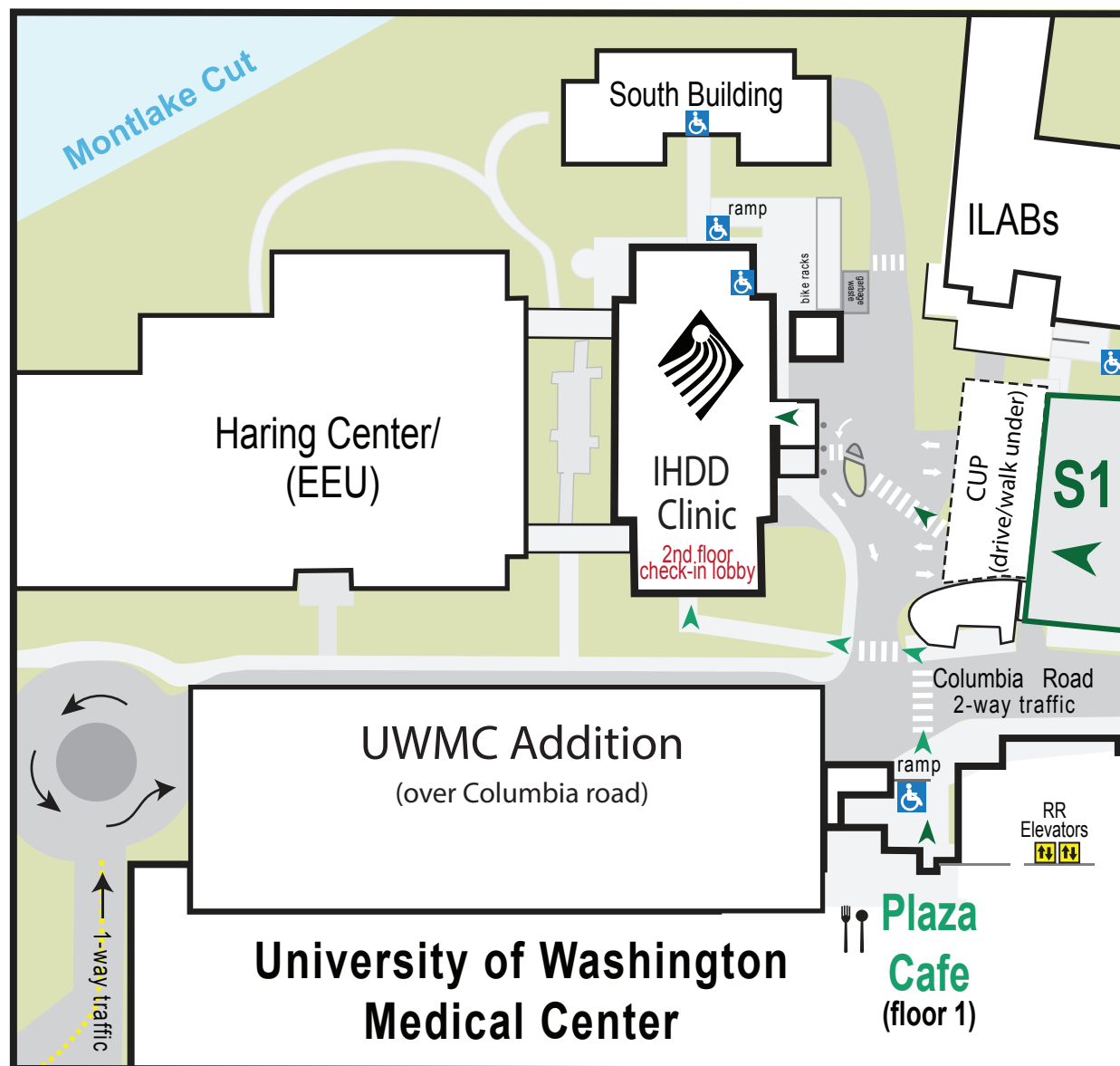


Getting to the IHDD from S1 Parking or UWMC

S1 Parking Garage

- Exit tunnel from RR elevators to S1 parking lot Mid Level--turn left
- Exit at east end of S1 parking lot
- Use crosswalk to white side entrance to IHDD Clinic building. The IHDD is the 4 story brick building.
- Enter and take elevator to the 2nd floor. The lobby & clinic check-in are in the opposite end of the 2nd floor.



Getting to the IHDD from the Plaza Cafe on first floor of the UWMC

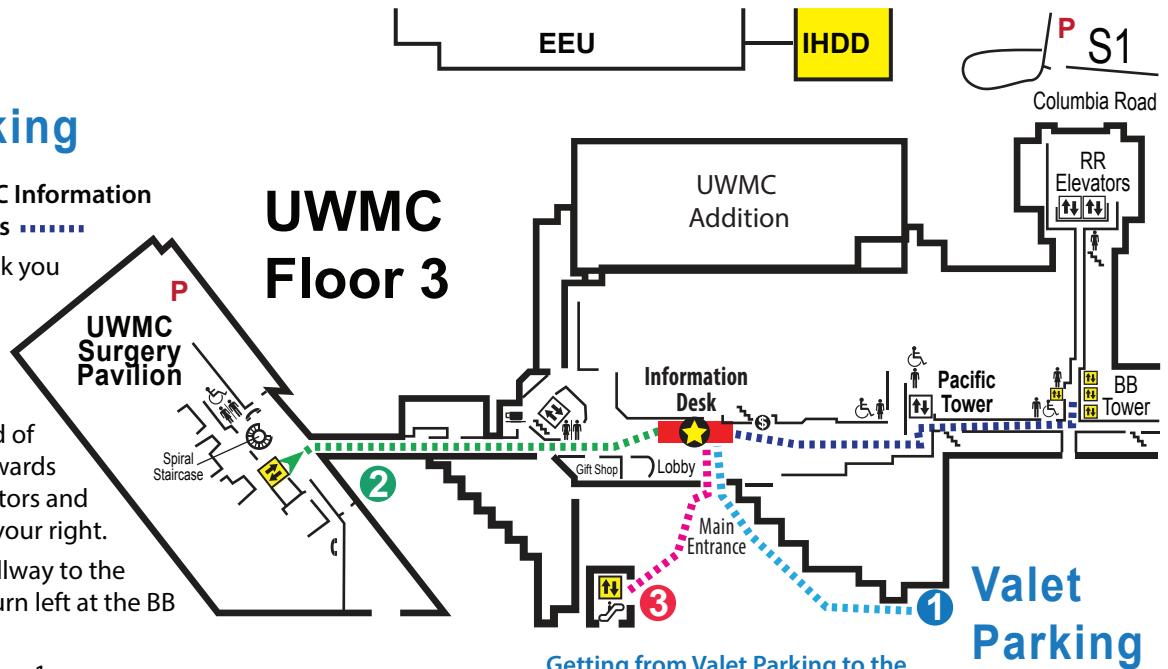
- Proceed south through the Plaza Cafe and exit out the automatic double doors. Cross the outdoor courtyard to the stairs or ramp.
- Use the crosswalk to the bridge entrance to the IHDD check-in lobby.

Getting to the IHDD from 3 Parking Options

① Valet Parking

Getting from the UWMC Information Desk to the BB elevators

- At the Information Desk you can get maps and directions from the staff.
- At the Info desk turn right and go to the end of the lobby. Look left towards the Pacific Tower elevators and walk down the hall to your right.
- Continue down the hallway to the first intersection and turn left at the BB Tower elevators.
- Take BB elevators to floor 1
- Enter Plaza cafe and proceed to south exit doors.
- Cross outdoor eating area/patio to stairs or ramp. Use crosswalk to bridge entry to IHDD check-in lobby.



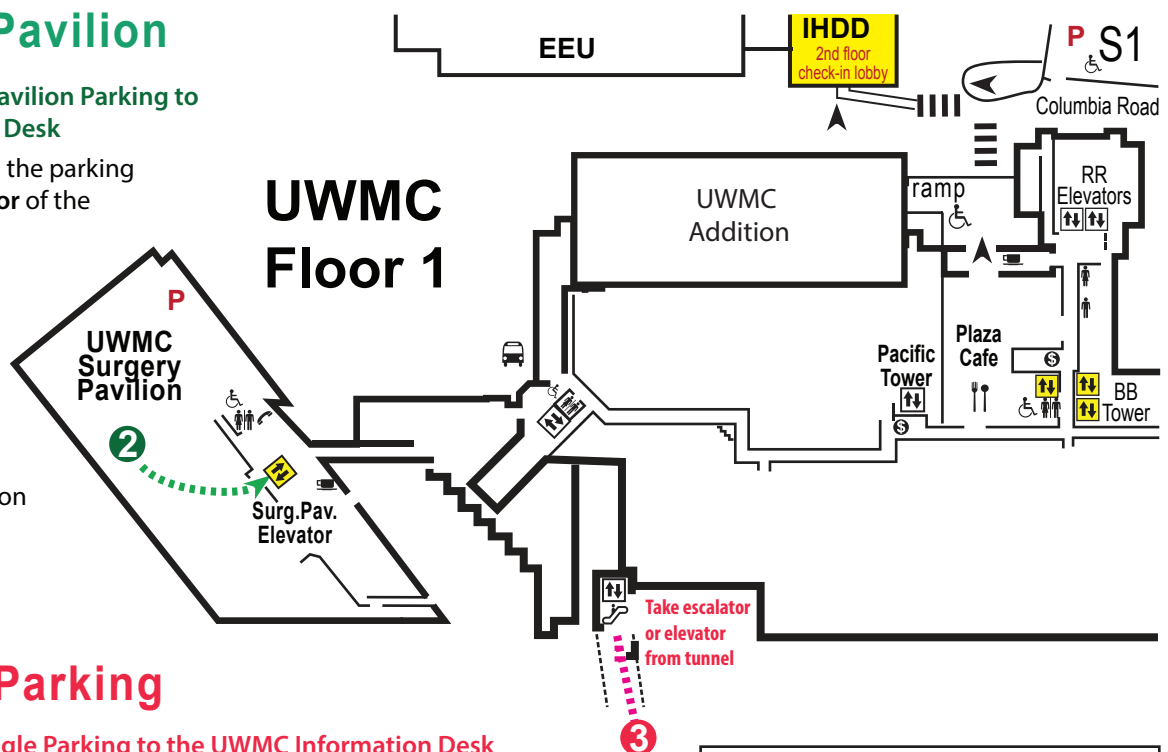
Getting from Valet Parking to the UWMC Information Desk

- Enter the UW Medical Center lobby through the double glass doors east of Valet station. Walk straight toward the Information Desk for additional maps and directions.

② Surgery Pavilion

Getting from Surgery Pavilion Parking to the UWMC Information Desk

- Take the elevator from the parking garage to the **third floor** of the Surgery Pavilion.
- Take the pedestrian overpass into the UW Medical Center. Continue down the corridor (west) to the UW Medical Center lobby. Walk straight ahead to the Information Desk to get maps and directions.



③ Triangle Parking

Getting from Triangle Parking to the UWMC Information Desk

- Take the elevator or the escalator up to level 3 for the UWMC Main Entrance. Turn west (left as you step out of the elevator, right from the escalator), and enter the UW Medical Center lobby through the double glass doors. Walk straight ahead to the Information Desk to get maps and directions.

Routes	Key
..... Surgery Pavilion	↑ Restaurant
..... Triangle Parking	☎ Cash machine
..... Valet Parking	☎ Stairs
	☎ Telephone
	☎ Shuttle
	☎ Espresso
	☎ Wheelchair access